




The Stacked Block version is very inexpensive to build. If you had Lego blocks as a child you know how to stack blocks.

No footings and mortar to mix as they are glued together. Only two blocks high And very strong. A Quick frame to assemble.


Your pool frame will last a lifetime and beyond. Also no

special tools are required just score and tap.

Since blocks are common building materials they are available just about anywhere. Because you are using only two courses the savings are significant. Also most material Suppliers will deliver them directly to your backyard.



We love small plunge po






# SUNWEST POOLS

Do it yourself inground pool kits


For the last 15 years our 2 block kit has Become our best seller. Simple it is very Affordable,,, and you can have all of the extras, for a beautiful custom pool.

Since block does not bend easily we offer rectangle and Grecian shapes only .Block in our area is only \$1.30 each, as An example a 10 x 20 frame uses only 90 blocks that's Only \$117.00.


Our DIY professional methods make it easier to install your pool. Our pool liners come in 20 and 28 mil .The color choice combinations are beautiful.



BENCH



STEP



SWIM OUT

## Optional Add On







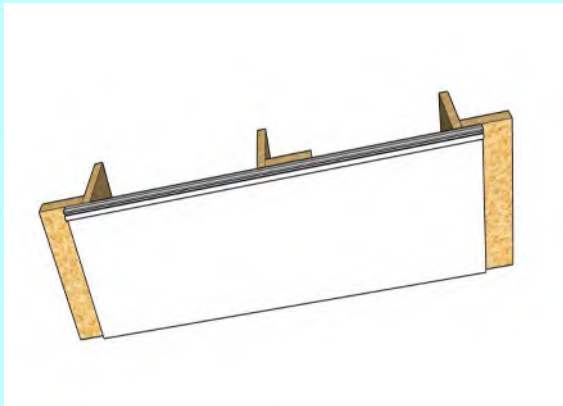
# SUNWEST POOLS

Do it yourself inground pool kits

How does it all work?

Simply put we have cut the cost of owning a pool by thousands of \$\$ by showing you how to quickly assemble a pool frame with a polymer pool panel. **Polymer panels assembly with no screws or bolts.** With our software and materials from the local hardware store in quick time you will be swimming in your new beautiful in ground pool.

Don't spend your summer building when you can be swimming with our DIY friendly starter kit and frame assembly software.



One person assembly with the polymer panels. You can glue several panels together and install it by yourself. No need to spend a week in tight spots tightening bolts and screws. Your pool frame will be made with materials that will never rust. Another feature of all our pools is the wall is structural. Very important and required in some areas of the country.







SUNWEST POOLS

Do it yourself inground pool kits



Can even set partially out of the ground to save on digging costs!










# SUNWEST POOLS

Do it yourself inground pool kits

You will enjoy this optional full end bench on those hot days when you just want to stay in the pool. Our plans show you how to assemble it. and materials to use.



Optional steps for easy access in and out. assembly instructions. Order 4' 6' or 8' wide.




4' 6' or 8' swim out






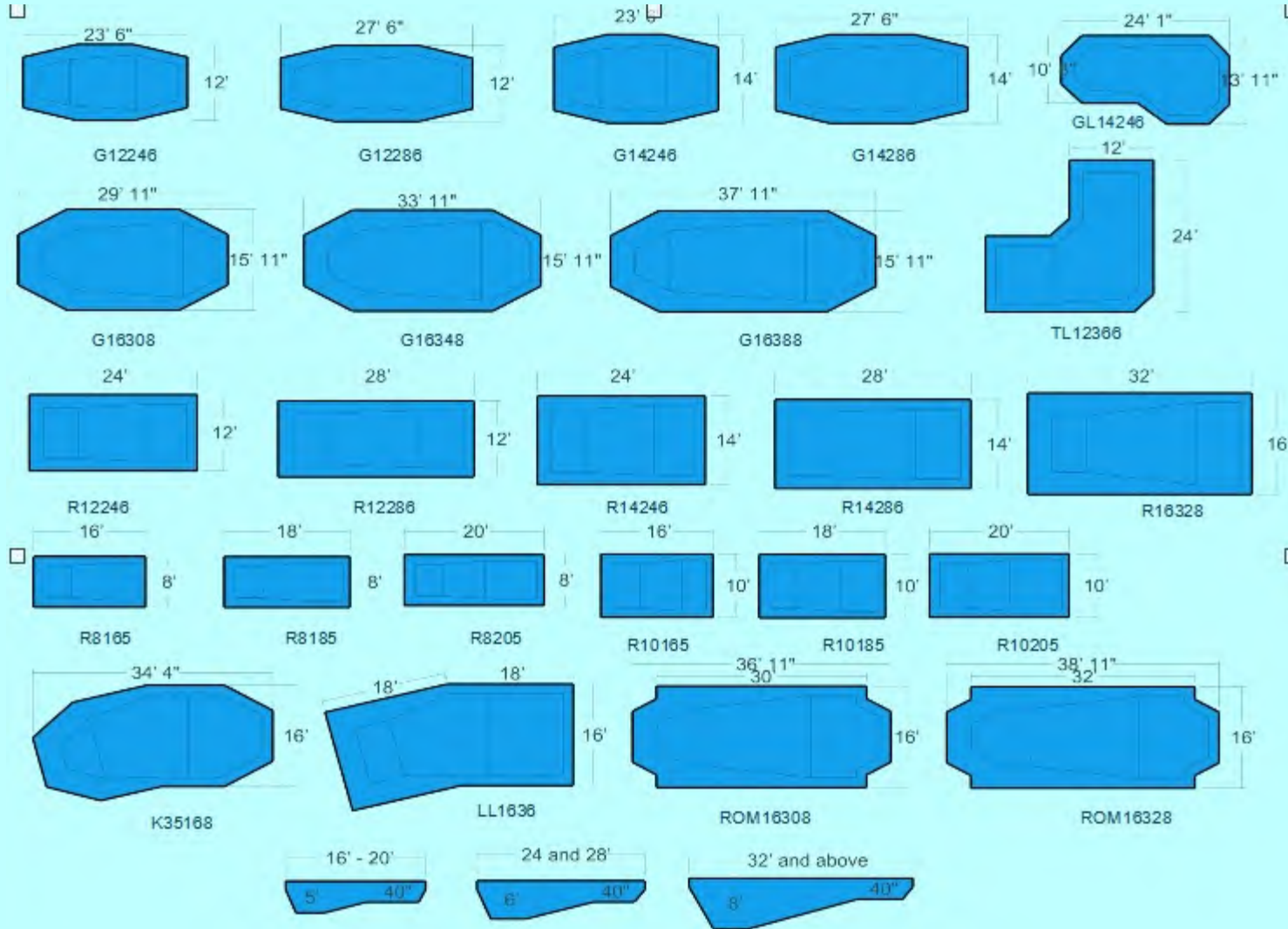
SUNWEST POOLS

---







## Suggestions Only....




GRECIAN



RECTANGLE



LAZY L



ROMAN

Rectangles are DIY friendly and geometric freeforms can be also. There is a add on charge for anything other than squares. Geometrics have fewer points and are easier and can be measured DIY.